

STEP 1

Visit the following website: www.parentsquare.com or **download the app**.

Activate your account on the ParentSquare use the **email account** or **phone number** you have on record with your school to activate a new account. You can also click **Sign in with Google**. If you need help, you can call Center Support at **(559) 416-5879**.

Sign Up / Create Password

Email or Cell Phone Number*

**You must use the email/phone you provided to your school*

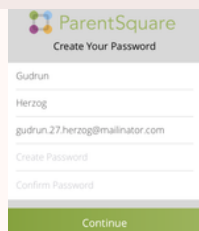


or



STEP 2

Next, create your password and confirm your password. Click **Continue**.



ParentSquare
Create Your Password

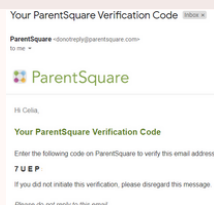
Gudrun
Herzog
gudrun.27.herzog@mailinator.com

Create Password
Confirm Password

Continue


STEP 3

You will receive a registration **code** via email.



STEP 4

Enter your registration code and click **Verify**. This will take you to your ParentSquare home page to confirm your account information.



ParentSquare

Please check your email for your ParentSquare registration code.

Registration Code

Verify

Cancel

STEP 5

Next, confirm your contact information and the students assigned to your account as indicated and click **Yes, This is Me** to finish.

Conrad Kuhlman

Desmond Middle, Madera, CA

Email: ckuhlman@example.com Confirm Edit Skip For Now

Phone: 151-195-1209 Confirm Edit Skip For Now

Child: Doretta Boyer Correct Remove/Edit

☒ Yes, This is Me


☐ This is Not Me

Download our free **ParentSquare** app for iOS or Android and this will be an easier way to receive all posts, events, enrollment requests, files and you can also turn on app notifications to be notified when a message is posted.

Open the **App Store** app.



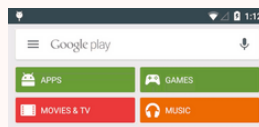
Open the **Google Play** app.



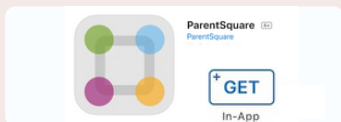
Tap the magnifying glass and type the name of the app you are looking for '**ParentSquare**'.




Touch the search bar and type the name of the application you are looking for '**ParentSquare**'.




If you found the application you were looking for, and you are sure of it, press the button "**GET**".



If you found the application you were looking for, and you are sure of it, press the button "**INSTALL**".



When the installation is complete, press the **OPEN** button.



When the installation is complete, press the **OPEN** button.

