

Create an Aeries Parent Portal Account



Step


1



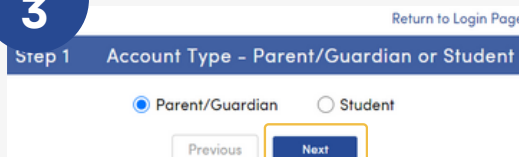
Go to the madera.k12.ca.us site and at the top click on **Parent Portal**.

Click on **Create New Account** link.

Step
2



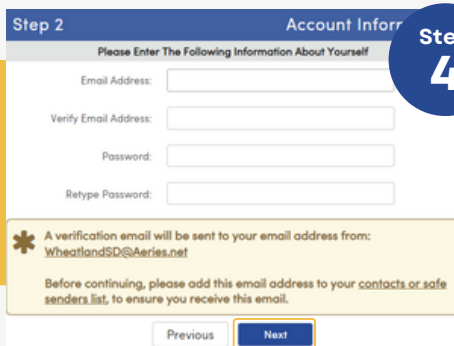
Step
3



Click the circle to the left of the word **Parent/Guardian**, and then click Next.

Next, you will need to enter an **email address** and a **password** to create a new account.

Step
4



Step 5

2@madera.usd... 9:17 PM (0 minutes ago) ☆ ↵ ⋮

Thank you for registering for an Aeries account. In order to ensure the account was requested by you, please click on the appropriate link below or copy and paste the URL into the Address bar of your browser.

If you can, please click on the following links to confirm or reject this account:

[Confirm This Email Address](#)

[Reject This Email Address](#)

If you are unable to click the links above, you need to copy and paste the following URL into your web browser's Address bar.

<https://abi.madera.k12.ca.us/parentportal/ConfirmEmail.aspx>

A confirmation email will be sent to the email address. The User then clicks on the **Confirm This Email Address** link in the email.

After clicking **Return to Login Page**, you must log in with your email address and password.

Step 6

Final Step

Login to Aeries



Thank you for confirming your email address. You may now login to Aeries and link your account to a student.

[Return to Login Page](#)

Step 7

Step 1 Student Verification

Please Enter The Following Information About Your Student

Student ID:

Student Home Telephone Number:

Verification Code:

[Previous](#)

[Next](#)

Please use the information provided by your student's school in order to register or Call Center Support (559) 416-5879.

You will see a list of all contacts attached to your account. Click on your name and click **Next** to finish the process.

If your name appears below, please select it so that the email record can be updated.

Name	Relationship
Mr Adam D. Abbott Jr	Father
Sara Abbott	Stepmother
Alice Abbott	DO NOT CONTACT
Johnson, Bonnie	Emergency Contact
Abbott, George	Grandfather
Smith, Paul	Agency Representative
To: New Mother	Father
None of the above	

[Previous](#)

[Next](#)


Step 8

The Parent Portal is designed to allow parents and/or guardians to access student information such as grades, attendance, medical information, homework, statistics, discipline, and more.

Open the **App Store** app.



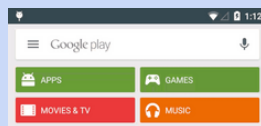
Abra la aplicación **Google Play** app.




Tap the magnifying glass and type the name of the app you are looking for '**AERIES**'.



Touch the search bar and type the name of the application you are looking for '**AERIES**'.



If you found the application you were looking for, and you are sure of it, press the button "**GET**".



If you found the application you were looking for, and you are sure of it, press the button "**INSTALL**".



When the installation is complete, press the **OPEN** button.



When the installation is complete, press the **OPEN** button.

